

INNOVATION LEADS TO VALUE



SWSL 0607DC

ELECTRIC SCISSOR LIFT



Standard functions			
Proportional control	Hour meter	Motion alarm	Tilt protection system
Single-sided extending platform	Standard transport forklift pockets	DC motor drive	Charging protection system
Foldable guardrails	Safety maintenance support rods	Emergency descent system	On-board diagnosis system
Platform self-locking door	Horn	Overload protection system	Maintenance-free battery
Solid non-marking tires	Flashing beacon	Automatic braking system	Pothole protection device

Optional Functions			
AC power connection to the platform	Air pipe to the platform	Platform work lights	GPS tracking system
Lithium battery			

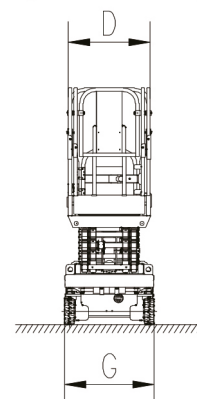
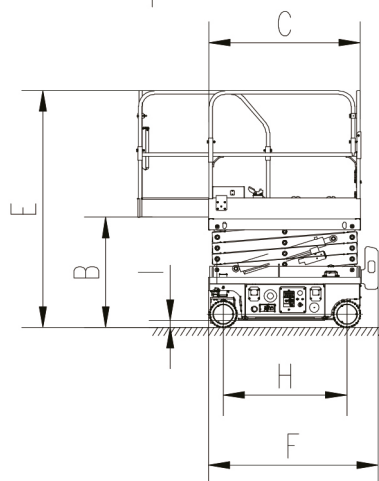
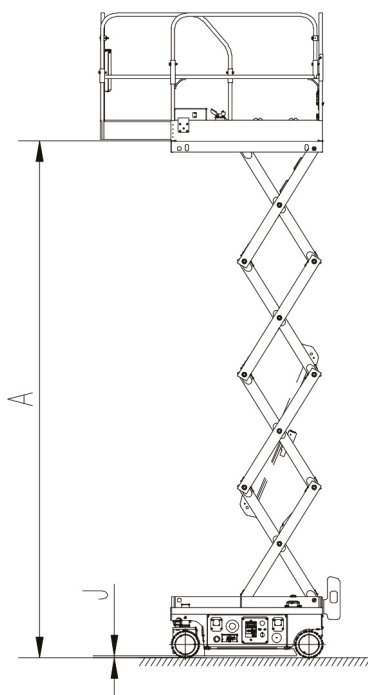


Dimensions

Max. working height (indoor/outdoor)		6.5 m
A	Max. platform height (indoor/outdoor)	4.5 m
B	Platform height (stowed)	0.95 m
C	Platform length	1.29 m
	Slide-out platform extension deck	0.6 m
D	Platform width	0.7 m
E	Stowed height (guardrail raised)	2.06 m
	Stowed height (guardrail folded)	1.7 m
F	Overall length	1.44 m
G	Overall width	0.76 m
H	Wheelbase	1.05 m
I	Ground clearance (stowed)	0.06 m
J	Ground clearance (raised)	0.017 m

Performance

Lift capacity	240 kg
Lift capacity (extension deck)	100 kg
Max. platform occupancy (indoor/outdoor)	2 / 1
Travel speed (stowed)	3.6 km/h
Travel speed (raised)	0.8 km/h
Turning radius (inside)	0.4 m
Turning radius (outside)	1.6 m
Lifting/descending speed	20s / 22s
Max. gradeability**	25%
Max. allowed working angle (lateral / longitudinal)	1.5° / 3°
Controls	Proportional control
Drive	DC motor rear driver
Multi-disc brake	Two rear wheels
Tire	230 mm x 80 mm
Battery	2 x 12 V / 85 Ah
Charger	24 V / 15 A
Weight	900 kg



* The working height equals to the platform height plus 2 m.

* The gradeability is adaptive to driving on slopes; refer to the Operation Manual for relevant levels of gradeability.

